



# national tree day

PLANET ARK

TOYOTA HYBRID SYNERGY DRIVE  
toyotahybrid.com.au

## How to Plant Trees

**Planting is fun, but it is no good planting today if the plant dies later!**

Taking a little more time to get the planting right is well worth the investment to ensure your plants survive. Also don't forget that young plants will need extra care and water in the first few weeks, and after that a little weeding goes a long way in establishing healthy native habitats.

**Here are some basic guidelines to follow when planting:**

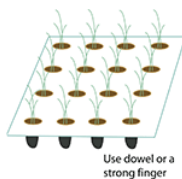
Note: it is advisable to wear gloves to protect yourself from injury, soil pathogens and any herbicides that may have been sprayed.

**1. Dig a hole that is deeper than the seedling pot**

**2. Remove the plant gently** from its container. Be careful not to tear the leaves or roots.

If it's hard to remove, try inverting the pot keeping your fingers securely around the base of the plant and gently squeezing the sides or tapping the bottom of the pot.


For seedling trays, use a blunt knife or flat stick to gently lever out the plants.



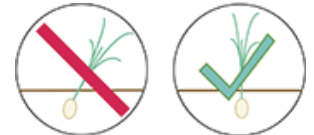
**3. Place the plant gently in the hole**

**4. Fill around the plant with soil** without leaving any air gaps.

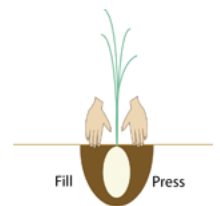
**5. Make sure the root system is not above the soil surface**, try to have the plant sitting in a **slight depression or well** so that it will attract and **retain water**.



**6. Make sure the plant is standing straight.**

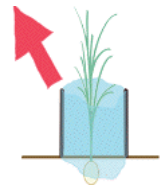


**7. Press the soil down** firmly to remove air pockets and **add plenty of mulch** around the base to reduce water loss and weed invasion.



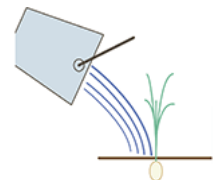
**8. If you have tree guards**, place them carefully around the plant.

For plastic sleeves use 3 stakes - put 2 stakes in around the plant, then the sleeve over these and use the third stake to make sure you have a nice tight triangle.



**9. Water the plant.** This will also help to get rid of air pockets.

Be careful not to tread on any plants as you walk away!



**Make sure you take all your equipment with you.**

**If you have used a tree guard:** When your plant grows a short distance above the top of the tree guard **remove the tree guard**. This prevents littering and the guard can then be reused.

Planet Ark have developed a 'How to Plant a Tree' poster and video with Ranger Stacey. These can be downloaded at <http://treeday.planetark.org> or call the National Tree Day Hotline at 1300 88 5000 for more information.